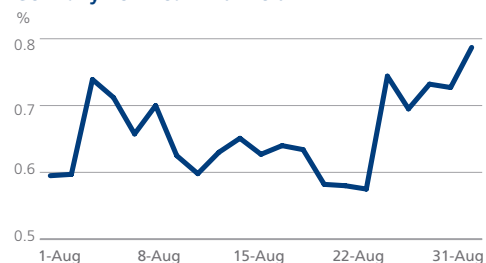


Tradeweb Government Bond Report - August 2015

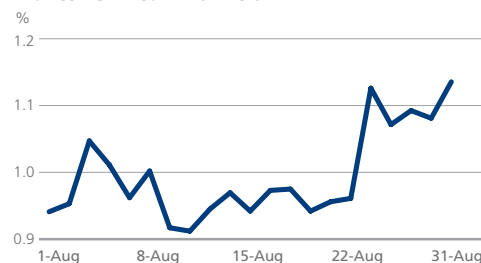
EUROPE

	Ten-Year Benchmark Government Bond Data								
	Month-end yield (%)	Change on previous month (bps)	Spread vs German Bund (bps)	Yield low - current month (%)	Yield high - current month (%)	36-month yield low (%)	36-month yield low date	36-month yield high (%)	36-month yield high date
Austria	1.09	18.60	30.40	0.87	1.09	0.19	20/04/15	2.47	10/09/13
Belgium	1.13	18.35	34.25	0.95	1.13	0.34	15/04/15	2.91	10/09/13
Denmark	0.96	16.30	17.55	0.76	0.96	0.06	12/02/15	2.23	10/09/13
Finland	0.95	16.00	16.70	0.76	0.95	0.19	20/04/15	2.31	10/09/13
France	1.14	19.70	34.85	0.91	1.14	0.35	15/04/15	2.63	10/09/13
Germany	0.79	17.50		0.58	0.79	0.07	20/04/15	2.04	05/09/13
Greece	8.98	-287.05	818.95	8.84	11.80	5.51	05/09/14	23.00	31/08/12
Ireland	1.43	23.65	64.35	1.18	1.43	0.65	15/04/15	5.86	03/09/12
Italy	1.94	17.40	115.45	1.75	1.98	1.13	11/03/15	5.84	31/08/12
Netherlands	0.98	15.60	19.25	0.77	0.98	0.15	20/04/15	2.50	26/12/13
Portugal	2.61	23.60	182.60	2.30	2.71	1.54	16/03/15	9.04	31/08/12
Spain	2.09	25.30	130.00	1.86	2.10	1.08	11/03/15	6.84	31/08/12
Sweden	0.68	-5.55	-10.35	0.51	0.77	0.23	17/04/15	2.73	05/09/13
United Kingdom	1.95	6.85	116.35	1.67	1.97	1.34	30/01/15	3.07	27/12/13

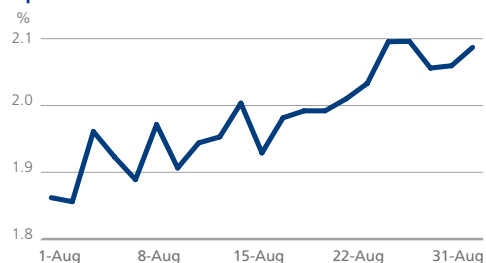
Germany Ten-Year Mid Yield



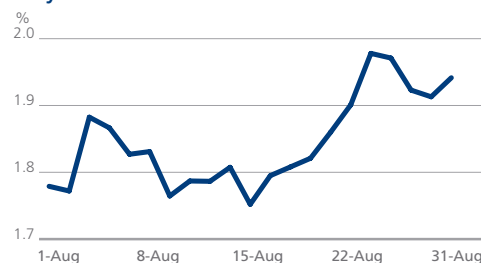
France Ten-Year Mid Yield



Spain Ten-Year Mid Yield



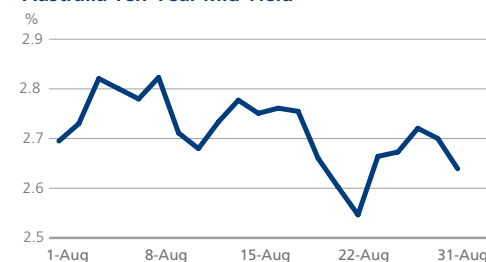
Italy Ten-Year Mid Yield



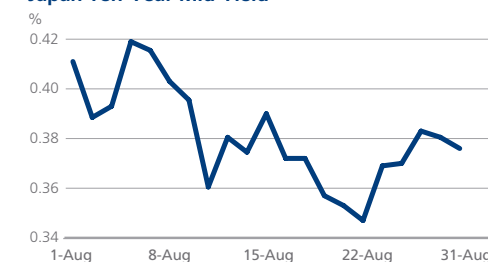
ASIA PACIFIC

	Ten-Year Benchmark Government Bond Data								
	Month-end yield (%)	Change on previous month (bps)	Spread vs German Bund (bps)	Yield low - current month (%)	Yield high - current month (%)	36-month yield low (%)	36-month yield low date	36-month yield high (%)	36-month yield high date
Australia	2.64	-7.54	185.21	2.55	2.82	2.27	14/04/15	4.32	09/01/14
Japan	0.38	-3.10	-41.10	0.35	0.42	0.20	19/01/15	0.93	29/05/13

Australia Ten-Year Mid Yield



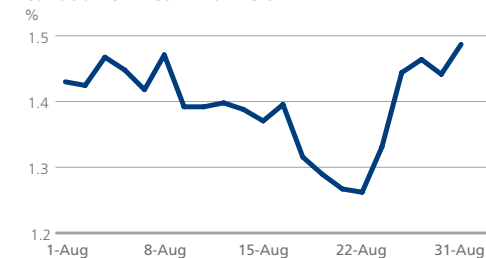
Japan Ten-Year Mid Yield



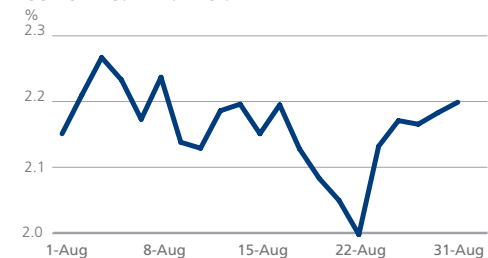
AMERICAS

	Ten-Year Benchmark Government Bond Data								
	Month-end yield (%)	Change on previous month (bps)	Spread vs German Bund (bps)	Yield low - current month (%)	Yield high - current month (%)	36-month yield low (%)	36-month yield low date	36-month yield high (%)	36-month yield high date
Canada	1.49	5.70	70.00	1.26	1.49	1.24	02/02/15	2.81	10/09/13
United States	2.20	-0.50	141.20	2.00	2.27	1.56	03/09/12	3.01	01/01/14

Canada Ten-Year Mid Yield



US Ten-Year Mid Yield



ABOUT DATA SHEET

DataSheet is a monthly report that aggregates ten-year benchmark government bond data. All yields cited are mid-yields. Source: Tradeweb, 1 September 2015

FIND OUT MORE

Louise Collins

louise.collins@tradeweb.com
+44 (0)20 7776.0943

Angeliki Kallipoliti

angeliki.kallipoliti@tradeweb.com
+44 (0)20 7776.0958