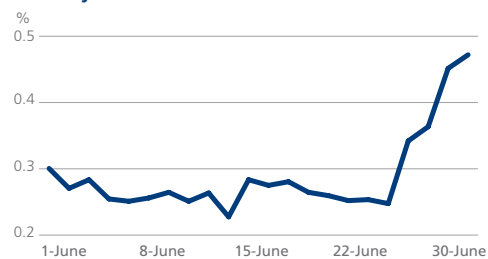


Tradeweb Government Bond Report - June 2017

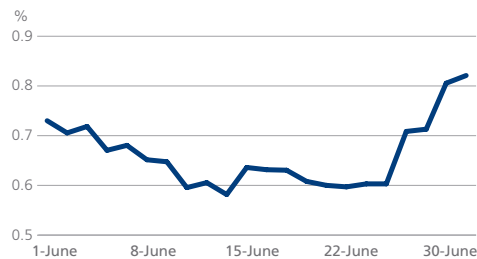
EUROPE

	Ten-Year Benchmark Government Bond Data								
	Month-end yield (%)	Change on previous month (bps)	Spread vs German Bund (bps)	Yield low - current month (%)	Yield high - current month (%)	36-month yield low (%)	36-month yield low date	36-month yield high (%)	36-month yield high date
Austria	0.71	13.85	24.15	0.48	0.71	0.04	30/06/16	1.59	02/07/14
Belgium	0.80	16.00	33.15	0.56	0.80	0.09	28/09/16	1.73	02/07/14
Denmark	0.67	10.85	19.65	0.47	0.67	-0.06	28/09/16	1.59	09/07/14
Finland	0.51	16.00	3.30	0.29	0.51	-0.02	27/09/16	1.46	02/07/14
France	0.82	10.10	34.90	0.58	0.82	0.09	28/09/16	1.63	02/07/14
Germany	0.47	17.85	0.23	0.47	0.47	-0.18	08/07/16	1.29	03/07/14
Greece	5.37	-68.45	490.10	5.35	6.08	5.35	26/06/17	18.74	08/07/15
Ireland	0.87	11.30	39.45	0.63	0.87	0.32	28/09/16	2.40	02/07/14
Italy	2.15	-1.95	168.05	1.89	2.28	1.05	12/08/16	2.93	10/07/14
Netherlands	0.66	15.55	18.65	0.44	0.66	-0.04	28/09/16	1.51	02/07/14
Portugal	3.02	-1.35	254.40	2.82	3.06	1.54	16/03/15	4.22	06/02/17
Spain	1.52	0.05	105.00	1.36	1.57	0.88	30/09/16	2.81	10/07/14
Sweden	0.65	18.90	18.00	0.37	0.65	0.04	12/08/16	4.84	02/01/17
United Kingdom	1.25	21.90	77.60	0.93	1.25	0.52	12/08/16	2.76	04/07/14

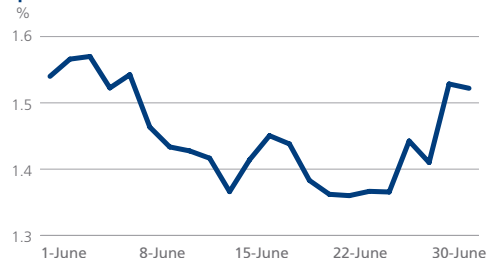
Germany Ten-Year Mid Yield



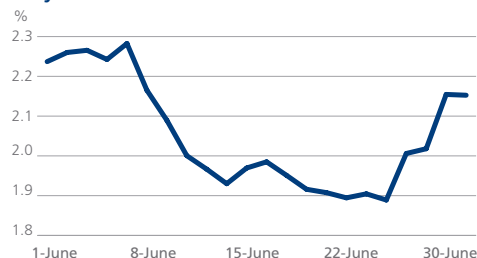
France Ten-Year Mid Yield



Spain Ten-Year Mid Yield



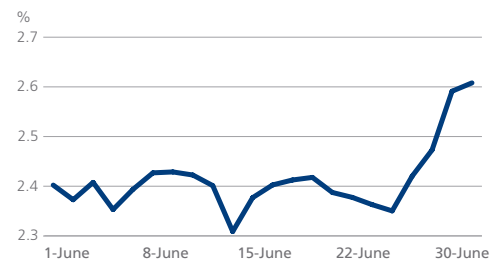
Italy Ten-Year Mid Yield



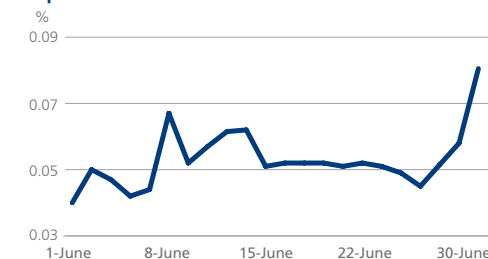
ASIA PACIFIC

	Ten-Year Benchmark Government Bond Data								
	Month-end yield (%)	Change on previous month (bps)	Spread vs German Bund (bps)	Yield low - current month (%)	Yield high - current month (%)	36-month yield low (%)	36-month yield low date	36-month yield high (%)	36-month yield high date
Australia	2.61	21.57	213.60	2.31	2.61	1.83	30/08/16	3.71	18/09/14
Japan	0.08	3.95	-39.15	0.04	0.08	-0.30	27/07/16	0.58	16/09/14

Australia Ten-Year Mid Yield



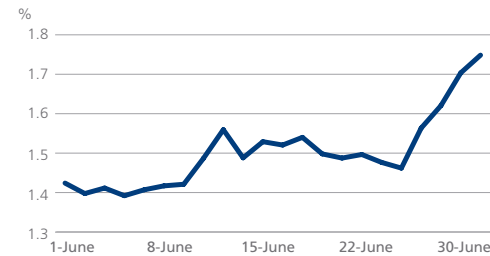
Japan Ten-Year Mid Yield



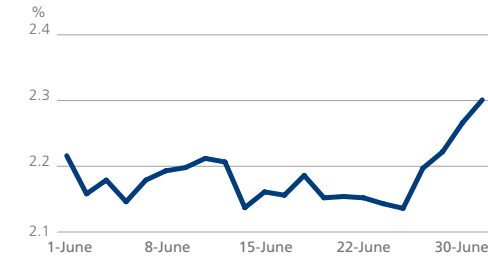
AMERICAS

	Ten-Year Benchmark Government Bond Data								
	Month-end yield (%)	Change on previous month (bps)	Spread vs German Bund (bps)	Yield low - current month (%)	Yield high - current month (%)	36-month yield low (%)	36-month yield low date	36-month yield high (%)	36-month yield high date
Canada	1.75	33.30	127.65	1.39	1.75	0.95	29/09/16	2.33	04/07/14
United States	2.30	10.40	182.90	2.14	2.30	1.36	08/07/16	2.65	04/07/14

Canada Ten-Year Mid Yield



US Ten-Year Mid Yield



ABOUT DATA POINTS

This monthly report aggregates ten-year benchmark government bond data. All yields cited are mid-yields. Source: Tradeweb, 1 July 2017

FIND OUT MORE

Susan Bennett

susan.bennett@tradeweb.com
+44 (0)20 3749.3316

Angeliki Kallipoliti

angeliki.kallipoliti@tradeweb.com
+44 (0)20 7776.0958