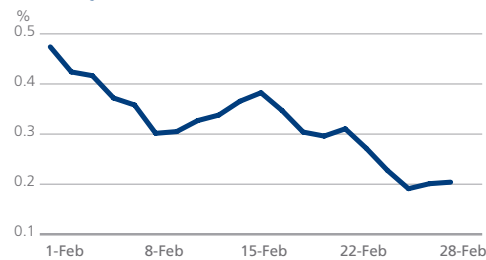


## Tradeweb Government Bond Report - February 2017

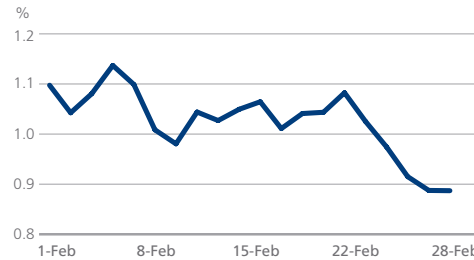
### EUROPE

	Ten-Year Benchmark Government Bond Data								
	Month-end yield (%)	Change on previous month (bps)	Spread vs German Bund (bps)	Yield low - current month (%)	Yield high - current month (%)	36-month yield low (%)	36-month yield low date	36-month yield high (%)	36-month yield high date
Austria	0.43	-25.20	22.55	0.43	0.72	0.04	30/06/16	1.93	06/03/14
Belgium	0.70	-11.85	50.00	0.70	0.99	0.09	28/09/16	2.35	11/03/14
Denmark	0.17	-28.35	-3.80	0.17	0.48	-0.06	28/09/16	1.66	07/03/14
Finland	0.35	-26.50	14.20	0.35	0.65	-0.02	27/09/16	1.96	06/03/14
France	0.89	-15.25	68.30	0.89	1.14	0.09	28/09/16	2.22	06/03/14
Germany	0.20	-23.50		0.19	0.47	-0.18	08/07/16	1.65	06/03/14
Greece	7.16	-64.25	695.30	7.16	7.86	5.51	05/09/14	18.74	08/07/15
Ireland	0.88	-28.70	67.30	0.88	1.22	0.32	28/09/16	3.10	28/02/14
Italy	2.09	-18.95	188.30	2.09	2.37	1.05	12/08/16	3.47	28/02/14
Netherlands	0.32	-25.90	11.25	0.31	0.62	-0.04	28/09/16	1.88	06/03/14
Portugal	3.87	-32.10	366.10	3.87	4.22	1.54	16/03/15	4.86	03/03/14
Spain	1.63	2.80	143.05	1.56	1.78	0.88	30/09/16	3.50	03/03/14
Sweden	0.52	-20.50	32.05	0.51	0.75	0.04	12/08/16	4.84	02/01/17
United Kingdom	1.14	-27.00	93.65	1.07	1.46	0.52	12/08/16	2.79	10/03/14

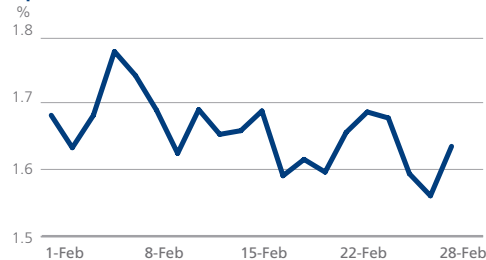
#### Germany Ten-Year Mid Yield



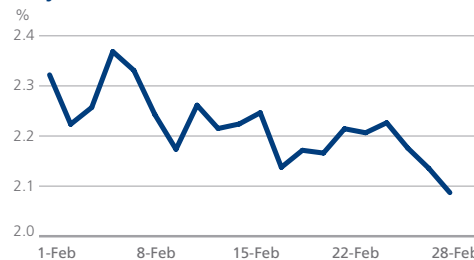
#### France Ten-Year Mid Yield



#### Spain Ten-Year Mid Yield



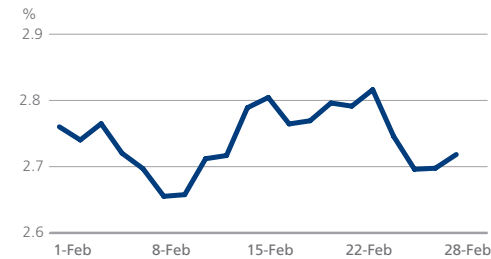
#### Italy Ten-Year Mid Yield



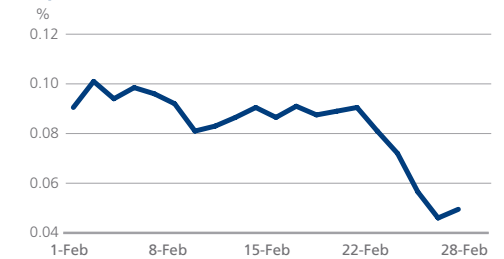
### ASIA PACIFIC

	Ten-Year Benchmark Government Bond Data								
	Month-end yield (%)	Change on previous month (bps)	Spread vs German Bund (bps)	Yield low - current month (%)	Yield high - current month (%)	36-month yield low (%)	36-month yield low date	36-month yield high (%)	36-month yield high date
Australia	2.72	3.32	251.44	2.66	2.82	1.83	30/08/16	4.19	02/04/14
Japan	0.05	-3.45	-15.45	0.05	0.10	-0.30	27/07/16	0.64	04/04/14

#### Australia Ten-Year Mid Yield



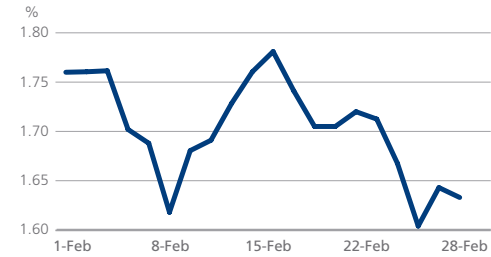
#### Japan Ten-Year Mid Yield



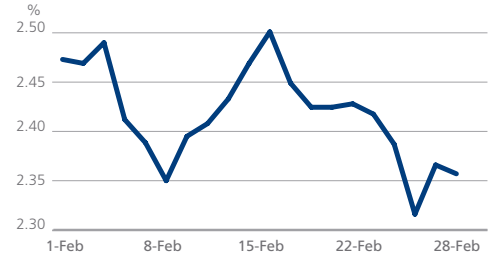
### AMERICAS

	Ten-Year Benchmark Government Bond Data								
	Month-end yield (%)	Change on previous month (bps)	Spread vs German Bund (bps)	Yield low - current month (%)	Yield high - current month (%)	36-month yield low (%)	36-month yield low date	36-month yield high (%)	36-month yield high date
Canada	1.63	-12.50	142.90	1.60	1.78	0.95	29/09/16	2.55	02/04/14
United States	2.36	-9.25	215.30	2.32	2.50	1.36	08/07/16	2.80	02/04/14

#### Canada Ten-Year Mid Yield



#### US Ten-Year Mid Yield



#### ABOUT DATA POINTS

This monthly report aggregates ten-year benchmark government bond data. All yields cited are mid-yields. Source: Tradeweb, 1 March 2017

#### FIND OUT MORE

**Susan Bennett**  
susan.bennett@tradeweb.com  
+44 (0)20 3749.3316

**Angeliki Kallipoliti**  
angeliki.kallipoliti@tradeweb.com  
+44 (0)20 7776.0958