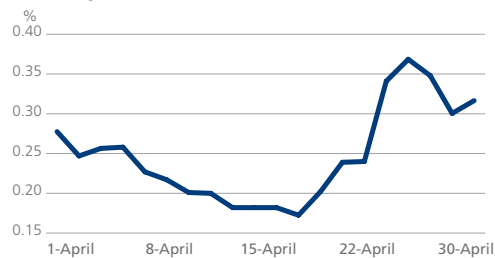


Tradeweb Government Bond Report - April 2017

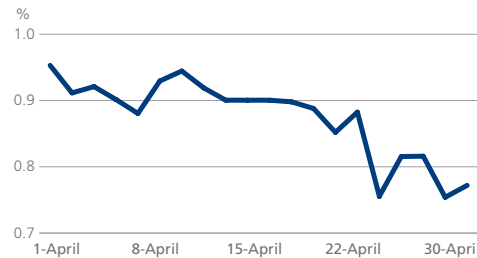
EUROPE

	Ten-Year Benchmark Government Bond Data								
	Month-end yield (%)	Change on previous month (bps)	Spread vs German Bund (bps)	Yield low - current month (%)	Yield high - current month (%)	36-month yield low (%)	36-month yield low date	36-month yield high (%)	36-month yield high date
Austria	0.49	-4.05	17.60	0.41	0.54	0.04	30/06/16	1.73	02/04/14
Belgium	0.78	-6.60	46.20	0.74	0.82	0.09	28/09/16	2.08	02/04/14
Denmark	0.59	-0.10	27.65	0.46	0.65	-0.06	28/09/16	1.59	02/04/14
Finland	0.41	-3.45	8.95	0.29	0.46	-0.02	27/09/16	1.76	02/04/14
France	0.77	-19.25	45.55	0.75	0.95	0.09	28/09/16	1.95	02/04/14
Germany	0.32	-0.95		0.17	0.37	-0.18	08/07/16	1.47	02/04/14
Greece	6.35	-66.00	603.25	6.35	7.15	5.51	05/09/14	18.74	08/07/15
Ireland	0.84	-13.75	52.65	0.84	0.97	0.32	28/09/16	2.83	01/04/14
Italy	2.27	-3.60	195.45	2.18	2.32	1.05	12/08/16	3.25	02/04/14
Netherlands	0.38	-3.95	6.75	0.27	0.44	-0.04	28/09/16	1.80	22/04/14
Portugal	3.53	-41.60	321.15	3.46	3.93	1.54	16/03/15	4.22	06/02/17
Spain	1.64	-1.45	131.90	1.60	1.69	0.88	30/09/16	3.08	02/04/14
Sweden	0.57	-2.05	25.80	0.51	0.65	0.04	12/08/16	4.84	02/01/17
United Kingdom	1.08	-4.85	76.10	1.03	1.09	0.52	12/08/16	2.78	17/06/14

Germany Ten-Year Mid Yield



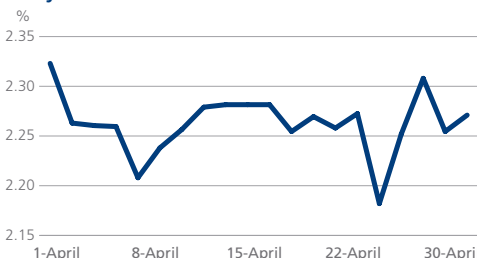
France Ten-Year Mid Yield



Spain Ten-Year Mid Yield



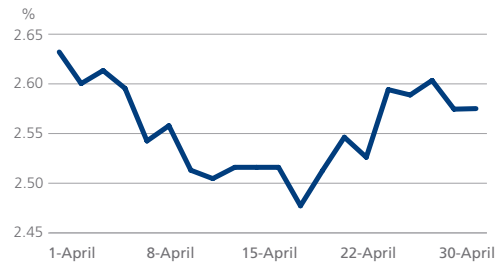
Italy Ten-Year Mid Yield



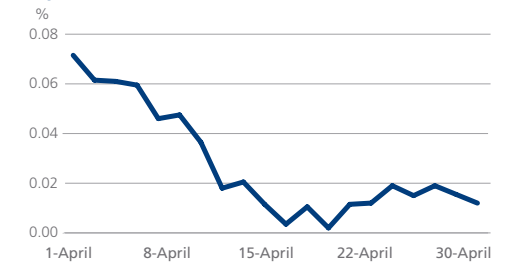
ASIA PACIFIC

	Ten-Year Benchmark Government Bond Data								
	Month-end yield (%)	Change on previous month (bps)	Spread vs German Bund (bps)	Yield low - current month (%)	Yield high - current month (%)	36-month yield low (%)	36-month yield low date	36-month yield high (%)	36-month yield high date
Australia	2.58	-12.71	225.86	2.48	2.63	1.83	30/08/16	3.91	02/04/14
Japan	0.02	-4.35	-29.30	0.00	0.07	-0.30	27/07/16	0.62	04/04/14

Australia Ten-Year Mid Yield



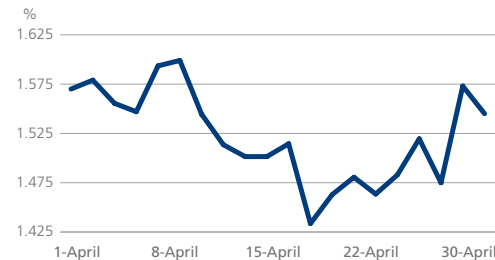
Japan Ten-Year Mid Yield



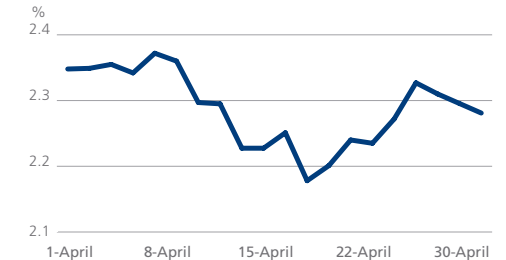
AMERICAS

	Ten-Year Benchmark Government Bond Data								
	Month-end yield (%)	Change on previous month (bps)	Spread vs German Bund (bps)	Yield low - current month (%)	Yield high - current month (%)	36-month yield low (%)	36-month yield low date	36-month yield high (%)	36-month yield high date
Canada	1.55	-7.95	122.85	1.43	1.60	0.95	29/09/16	2.40	02/04/14
United States	2.28	-11.30	196.45	2.18	2.37	1.36	08/07/16	2.66	02/04/14

Canada Ten-Year Mid Yield



US Ten-Year Mid Yield



ABOUT DATA POINTS

This monthly report aggregates ten-year benchmark government bond data. All yields cited are mid-yields. Source: Tradeweb, 1 May 2017

FIND OUT MORE

Susan Bennett

susan.bennett@tradeweb.com
+44 (0)20 3749.3316

Angeliki Kallipoliti

angeliki.kallipoliti@tradeweb.com
+44 (0)20 7776.0958