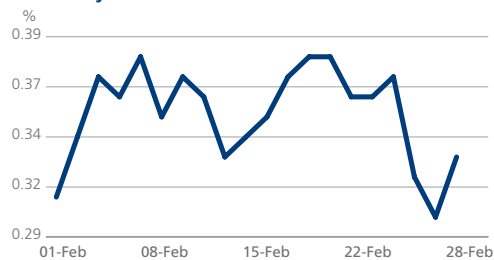


## Tradeweb Government Bond Report - February 2015

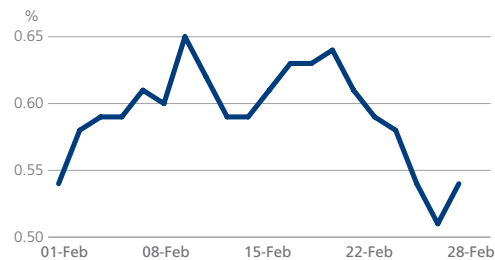
### EUROPE

	Ten-Year Benchmark Government Bond Data								
	Month-end yield (%)	Change on previous month (bps)	Spread vs German Bund (bps)	Yield low - current month (%)	Yield high - current month (%)	36-month yield low (%)	36-month yield low date	36-month yield high (%)	36-month yield high date
Austria	0.39	0.95	6.80	0.37	0.48	0.37	26/02/15	2.93	29/02/12
Belgium	0.56	-4.55	23.20	0.54	0.71	0.51	23/01/15	3.60	23/04/12
Denmark	0.28	-6.35	-5.05	0.06	0.28	0.06	12/02/15	2.23	10/09/13
Finland	0.34	-0.85	1.30	0.32	0.44	0.32	26/02/15	2.46	16/03/12
France	0.54	-0.05	20.85	0.51	0.65	0.51	26/02/15	3.09	23/04/12
Germany	0.33	1.95		0.30	0.38	0.30	26/02/15	2.06	16/03/12
Greece	9.58	-148.55	925.40	8.71	11.14	5.51	05/09/14	37.46	07/03/12
Ireland	0.86	-26.50	53.70	0.86	1.24	0.86	27/02/15	7.30	21/05/12
Italy	1.34	-26.80	100.90	1.34	1.68	1.34	27/02/15	6.54	24/07/12
Netherlands	0.37	-0.20	4.35	0.35	0.46	0.35	26/02/15	2.55	16/03/12
Portugal	1.82	-56.70	149.15	1.82	2.55	1.82	27/02/15	13.56	09/03/12
Spain	1.27	-16.70	93.90	1.27	1.62	1.27	27/02/15	7.56	24/07/12
Sweden	0.70	5.90	36.95	0.49	0.70	0.49	16/02/15	2.73	05/09/13
United Kingdom	1.79	45.70	146.65	1.38	1.85	1.34	30/01/15	3.07	27/12/13

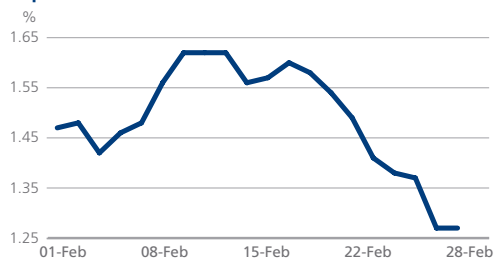
Germany Ten-Year Mid Yield



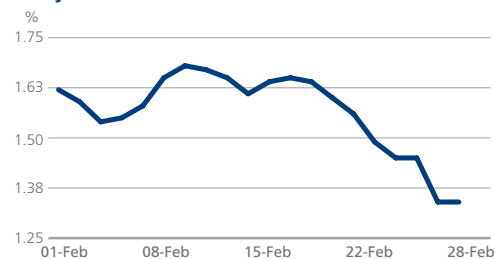
France Ten-Year Mid Yield



Spain Ten-Year Mid Yield



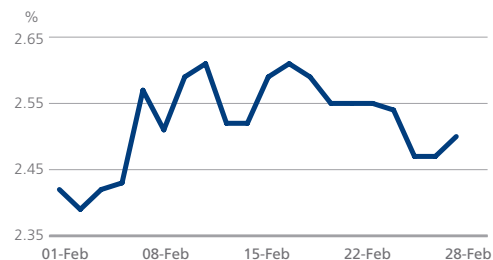
Italy Ten-Year Mid Yield



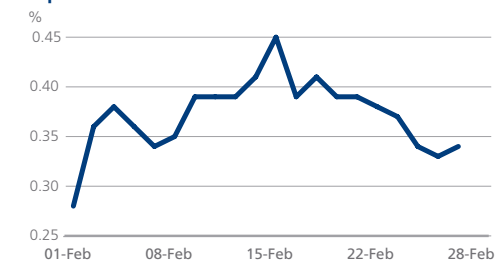
### ASIA PACIFIC

	Ten-Year Benchmark Government Bond Data								
	Month-end yield (%)	Change on previous month (bps)	Spread vs German Bund (bps)	Yield low - current month (%)	Yield high - current month (%)	36-month yield low (%)	36-month yield low date	36-month yield high (%)	36-month yield high date
Australia	2.50	8.71	216.85	2.39	2.61	2.39	03/02/15	4.32	09/01/14
Japan	0.34	5.45	0.95	0.28	0.45	0.20	19/01/15	1.05	15/03/12

Australia Ten-Year Mid Yield



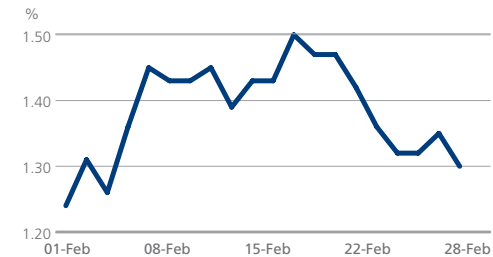
Japan Ten-Year Mid Yield



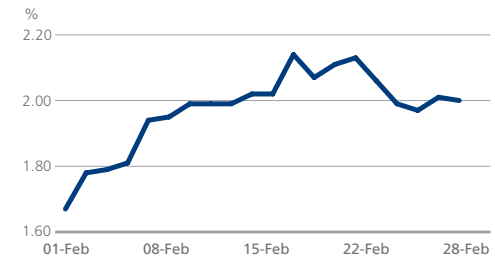
### AMERICAS

	Ten-Year Benchmark Government Bond Data								
	Month-end yield (%)	Change on previous month (bps)	Spread vs German Bund (bps)	Yield low - current month (%)	Yield high - current month (%)	36-month yield low (%)	36-month yield low date	36-month yield high (%)	36-month yield high date
Canada	1.30	5.50	97.30	1.24	1.50	1.24	02/02/15	2.81	10/09/13
United States	2.00	32.30	167.45	1.67	2.14	1.40	24/07/12	3.01	01/01/14

Canada Ten-Year Mid Yield



US Ten-Year Mid Yield



### ABOUT DATA SHEET

DataSheet is a monthly report that aggregates ten-year benchmark government bond data. All yields cited are mid-yields. Source: Tradeweb, 1 March 2015

### FIND OUT MORE

**Louise Collins**

louise.collins@tradeweb.com  
+44 (0)20 7776.0943

**Angeliki Kallipoliti**

angeliki.kallipoliti@tradeweb.com  
+44 (0)20 7776.0958