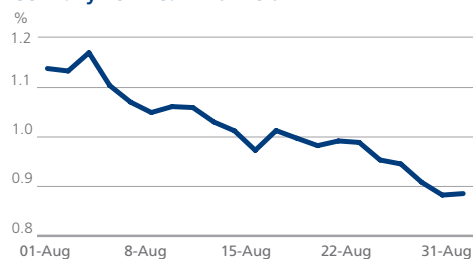


## Tradeweb Government Bond Report - August 2014

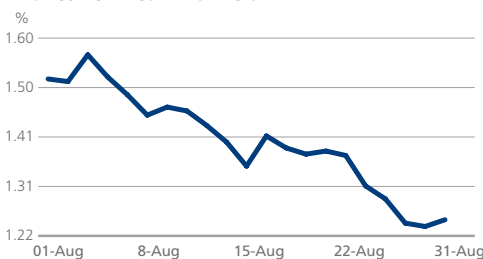
### EUROPE

	Ten-Year Benchmark Government Bond Data								
	Month-end yield (%)	Change on previous month (bps)	Spread vs German Bund (bps)	Yield low - current month (%)	Yield high - current month (%)	36-month yield low (%)	36-month yield low date	36-month yield high (%)	36-month yield high date
Austria	1.12	-28.40	23.75	1.11	1.42	1.11	28/08/14	3.82	25/11/11
Belgium	1.22	-32.90	33.80	1.21	1.57	1.21	28/08/14	5.82	25/11/11
Denmark	1.19	-34.55	30.05	1.19	1.53	0.94	20/07/12	2.41	31/08/11
Finland	1.04	-25.60	15.80	1.03	1.30	1.03	28/08/14	2.98	25/11/11
France	1.25	-29.50	36.55	1.24	1.57	1.24	28/08/14	3.71	24/11/11
Germany	0.89	-28.60		0.88	1.17	0.88	28/08/14	2.28	29/11/11
Greece	5.79	-18.85	490.70	5.57	6.48	5.53	10/06/14	37.46	07/03/12
Ireland	1.77	-44.00	88.70	1.76	2.25	1.76	27/08/14	9.51	25/11/11
Italy	2.44	-24.70	155.70	2.37	2.85	2.37	27/08/14	7.25	25/11/11
Netherlands	1.05	-30.50	16.40	1.04	1.36	1.04	28/08/14	2.74	25/11/11
Portugal	3.20	-40.90	230.95	3.02	3.84	3.02	27/08/14	16.38	30/01/12
Spain	2.23	-26.95	134.40	2.13	2.60	2.13	27/08/14	7.56	24/07/12
Sweden	1.39	-31.85	50.00	1.39	1.72	1.12	05/06/12	2.73	05/09/13
UK	2.37	-24.95	148.30	2.36	2.58	1.44	02/08/12	3.07	27/12/13

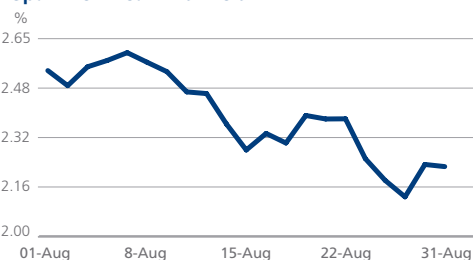
Germany Ten-Year Mid Yield



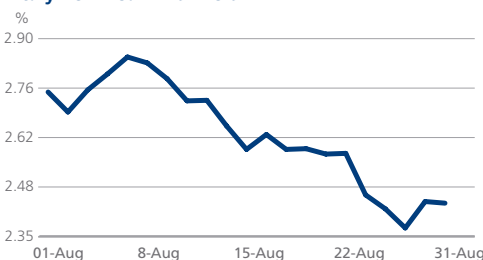
France Ten-Year Mid Yield



Spain Ten-Year Mid Yield



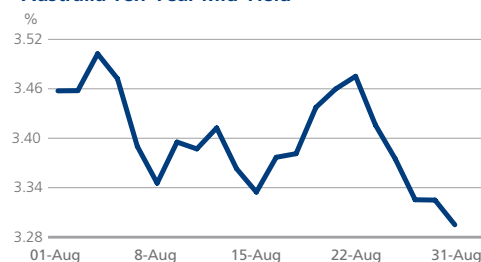
Italy Ten-Year Mid Yield



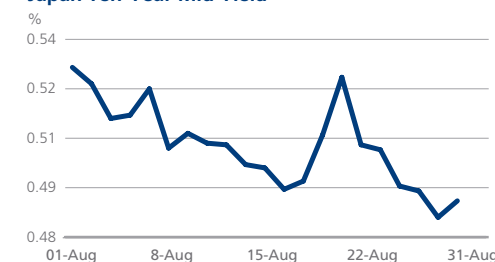
### ASIA PACIFIC

	Ten-Year Benchmark Government Bond Data								
	Month-end yield (%)	Change on previous month (bps)	Spread vs German Bund (bps)	Yield low - current month (%)	Yield high - current month (%)	36-month yield low (%)	36-month yield low date	36-month yield high (%)	36-month yield high date
Australia	3.29	-21.74	240.95	3.29	3.50	2.72	23/07/12	4.56	28/10/11
Japan	0.49	-4.05	-39.45	0.49	0.53	0.45	04/04/13	1.07	30/11/11

Australia Ten-Year Mid Yield



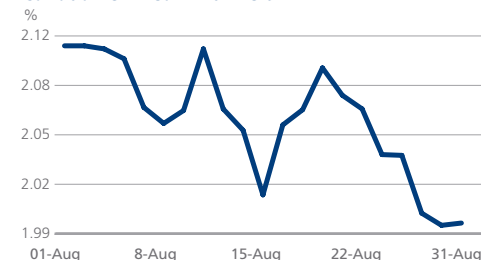
Japan Ten-Year Mid Yield



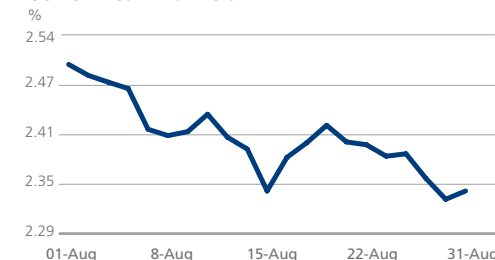
### AMERICAS

	Ten-Year Benchmark Government Bond Data								
	Month-end yield (%)	Change on previous month (bps)	Spread vs German Bund (bps)	Yield low - current month (%)	Yield high - current month (%)	36-month yield low (%)	36-month yield low date	36-month yield high (%)	36-month yield high date
Canada	2.00	-16.25	111.15	2.00	2.11	1.57	24/07/12	2.81	10/09/13
United States	2.34	-21.30	145.85	2.33	2.50	1.40	24/07/12	3.01	01/01/14

Canada Ten-Year Mid Yield



US Ten-Year Mid Yield



### ABOUT DATA SHEET

DataSheet is a monthly report that aggregates ten-year benchmark government bond data. All yields cited are mid-yields. Source: Tradeweb, 1 September 2014

### FIND OUT MORE

**Louise Collins**

louise.collins@tradeweb.com  
+44 (0)20 7776.0943

**Angeliki Kallipoliti**

angeliki.kallipoliti@tradeweb.com  
+44 (0)20 7776.0958