

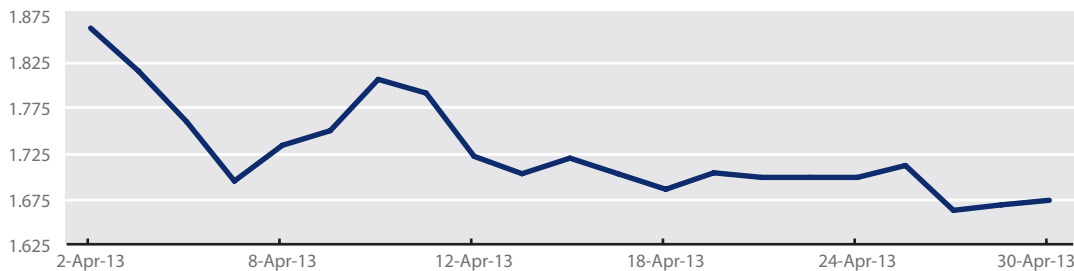
Tradeweb Government Bond Update

Key Points:

- U.S. yields post 2013 lows
- Long view shows U.S. Treasuries still in downtrend
- Italy, Spain rally, reaching lowest yields since October 2010

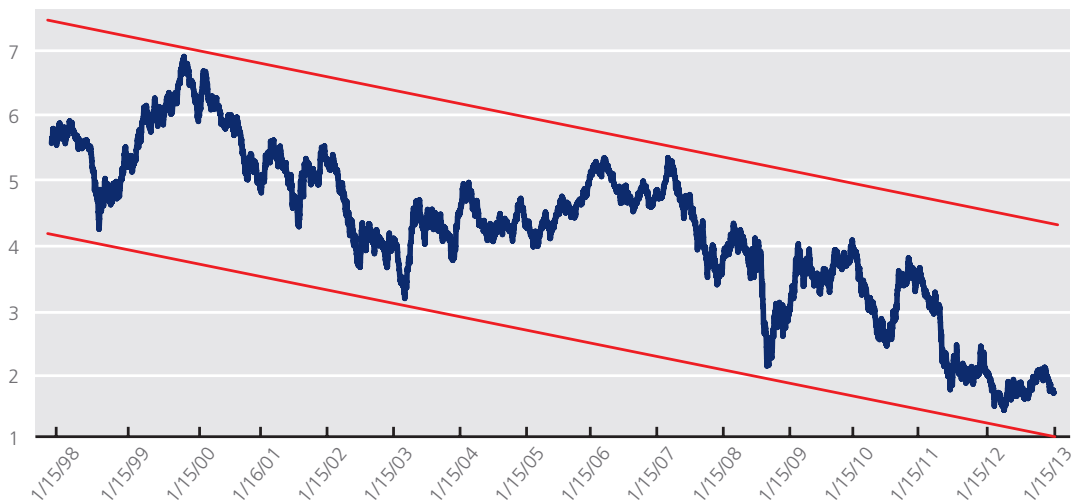
The U.S. 10-year note rallied in April, hitting its lowest yield in 2013 and continuing a three month streak of falling yields alongside a lower-than expected reading on March employment and chatter that the Federal Reserve will continue its bond-buying programs indefinitely. The 10-year note hit a 2013 closing low of 1.66% on April 26. Volumes on Tradeweb for the first four months of 2013 were up about 16% versus the same period in 2012, even while Federal Reserve data showed flat dealer-to-customer volume. That suggests buy-side customers are increasingly comfortable transacting a higher proportion of their business over Tradeweb.

U.S. 10-Year Mid-Yield



Despite historically low yields, a basic analysis suggests the 10-year Treasury yield is still squarely in a long-term down-trend. While nothing can predict the future, a chart of the 10-year note yield over the past 15 years – since the introduction of Tradeweb – seems to support this view.

U.S. 10 Year Treasury Yield 1998 - 2013



APRIL 2013

ABOUT DATA POINTS

Data Points is a report prepared by Tradeweb. Information for Data Points is aggregated across Tradeweb's database of real-time fixed income and derivatives trading activity from the world's largest dealers.

ABOUT TRADEWEB

Tradeweb is a leading global provider of institutional markets, and a pioneer in the development of electronic trading and processing. Tradeweb provides services in the fixed income and derivatives markets to clients in more than 55 countries.

FIND OUT MORE

Louise Collins

louise.collins@tradeweb.com
+44 (0)20 7776.0943

Clayton McGratty

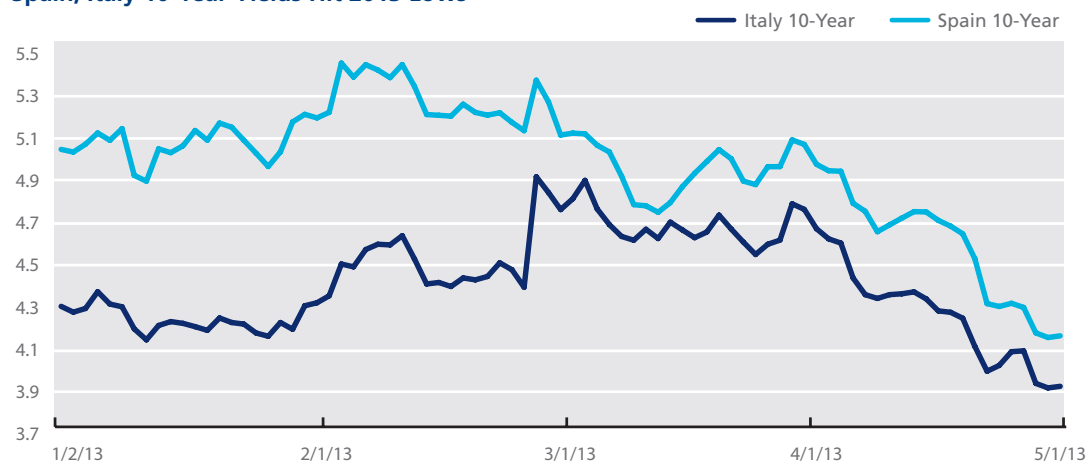
clayton.mcgratty@tradeweb.com
+1 646.430.6054

www.tradeweb.com

Spanish and Italian 10-year bonds hit their lowest yield in more than two and a half years in April. As global investors continue their hunt for yield, the Italian bond market saw the end of a two-month political stalemate. The re-election of President Giorgio Napolitano on April 20, was followed by the formation of a coalition government by Prime Minister-elect Enrico Letta on April 27. The Italian 10-year low yield of 3.88% and the Spanish 10-year low of 4.12% – both on April 30 – were the lowest those countries have seen since October 22, 2010. The strength in Eurozone governments was across the board, with yields in core countries also at or near historical lows. The German 10-year bid yield hit 1.20% on April 29, not far from its all-time low of 1.17% in June 2012

Spanish and Italian bonds hit their lowest yield in more than two and a half years in April

Spain, Italy 10-Year Yields Hit 2013 Lows



Ten-Year Benchmark Government Bond Data

	APRIL 2013				104 week yield high	Date of 104 week high
	Closing yield (%)	Change on previous month (bps)	Yield low (current month)	Yield high (current month)		
United States	1.68	-18.20	1.66	1.86	3.30	29-Apr-11
United Kingdom	1.66	-9.45	1.63	1.78	3.48	2-May-11
Germany	1.20	-7.55	1.20	1.31	3.29	4-May-11
France	1.70	-31.40	1.70	2.01	3.71	24-Nov-11
Italy	3.88	-84.50	3.88	4.64	7.25	25-Nov-11
Spain	4.12	-91.40	4.12	4.94	7.56	24-Jul-12
Portugal	5.68	-63.65	5.68	6.36	16.38	30-Jan-12
Ireland	3.53	-66.80	3.49	4.18	13.84	18-Jul-11
Greece	10.93	-130.75	10.93	12.04	37.46	7-Mar-12
Austria	1.47	-20.60	1.47	1.68	3.82	25-Nov-11
Belgium	1.95	-27.75	1.95	2.22	5.82	25-Nov-11
Netherlands	1.37	-19.45	1.37	1.57	3.56	4-May-11
Denmark	1.33	-13.20	1.33	1.48	3.47	4-May-11
Sweden	1.50	-19.85	1.45	1.74	3.21	2-May-11
Finland	1.36	-17.30	1.36	1.55	3.49	4-May-11
Japan	0.61	5.45	0.45	0.64	1.20	2-May-11
Australia	3.04	-32.63	3.04	3.38	4.56	28-Oct-11

Source: Tradeweb Markets LLC, 1 May 2013.

All yields cited in this report are mid-yields.