

## Tradeweb Government Bond Report - December 2014

### EUROPE

	Ten-Year Benchmark Government Bond Data								
	Month-end yield (%)	Change on previous month (bps)	Spread vs German Bund (bps)	Yield low - current month (%)	Yield high - current month (%)	36-month yield low (%)	36-month yield low date	36-month yield high (%)	36-month yield high date
Austria	0.70	-14.05	15.55	0.70	0.90	0.70	31/12/14	3.55	06/01/12
Belgium	0.83	-9.40	28.60	0.82	0.99	0.82	30/12/14	4.60	06/01/12
Denmark	0.83	-9.90	28.80	0.83	1.05	0.83	31/12/14	2.23	10/09/13
Finland	0.65	-11.80	11.30	0.65	0.85	0.65	30/12/14	2.46	16/03/12
France	0.83	-14.40	28.45	0.82	1.03	0.82	30/12/14	3.36	06/01/12
Germany	0.54	-16.10		0.54	0.78	0.54	30/12/14	2.06	16/03/12
Greece	9.43	109.55	888.70	7.16	9.43	5.51	05/09/14	37.46	07/03/12
Ireland	1.24	-13.15	69.65	1.24	1.39	1.24	31/12/14	8.26	02/01/12
Italy	1.88	-15.85	133.95	1.88	2.05	1.88	30/12/14	7.12	09/01/12
Netherlands	0.68	-14.00	13.60	0.67	0.89	0.67	30/12/14	2.55	16/03/12
Portugal	2.66	-19.45	212.15	2.66	2.96	2.66	30/12/14	16.38	30/01/12
Spain	1.60	-30.05	105.45	1.60	1.87	1.60	31/12/14	7.56	24/07/12
Sweden	0.93	-8.90	38.55	0.90	1.10	0.90	16/12/14	2.73	05/09/13
United Kingdom	1.75	-17.65	121.25	1.75	2.01	1.44	02/08/12	3.07	27/12/13

#### Germany Ten-Year Mid Yield



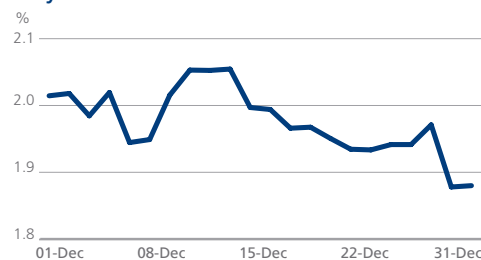
#### France Ten-Year Mid Yield



#### Spain Ten-Year Mid Yield



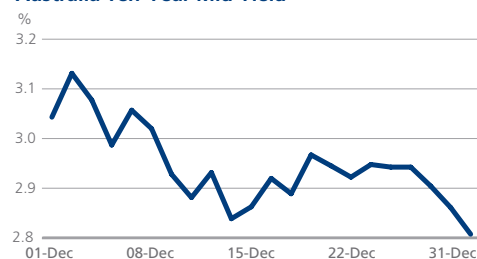
#### Italy Ten-Year Mid Yield



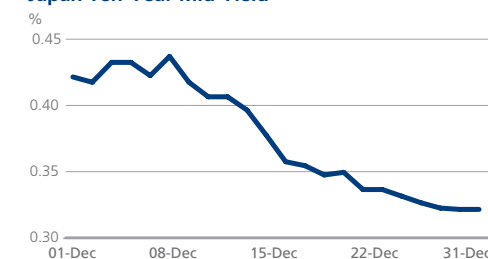
### ASIA PACIFIC

	Ten-Year Benchmark Government Bond Data								
	Month-end yield (%)	Change on previous month (bps)	Spread vs German Bund (bps)	Yield low - current month (%)	Yield high - current month (%)	36-month yield low (%)	36-month yield low date	36-month yield high (%)	36-month yield high date
Australia	2.81	-25.07	226.70	2.81	3.13	2.72	23/07/12	4.32	09/01/14
Japan	0.32	-9.35	-21.90	0.31	0.44	0.31	25/12/14	1.05	15/03/12

#### Australia Ten-Year Mid Yield



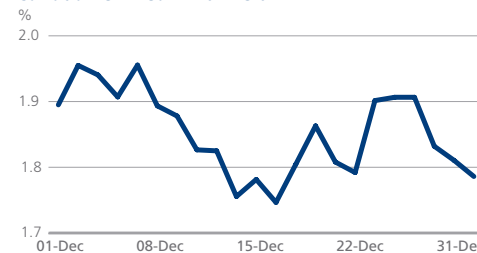
#### Japan Ten-Year Mid Yield



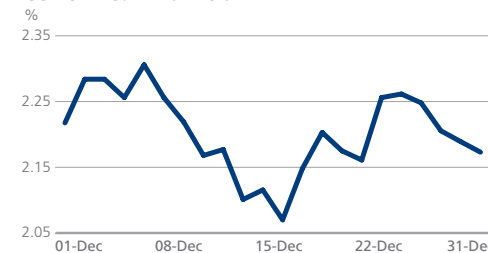
### AMERICAS

	Ten-Year Benchmark Government Bond Data								
	Month-end yield (%)	Change on previous month (bps)	Spread vs German Bund (bps)	Yield low - current month (%)	Yield high - current month (%)	36-month yield low (%)	36-month yield low date	36-month yield high (%)	36-month yield high date
Canada	1.79	-5.95	124.55	1.75	1.96	1.57	24/07/12	2.81	10/09/13
United States	2.17	-2.10	163.25	2.08	2.31	1.40	24/07/12	3.01	01/01/14

#### Canada Ten-Year Mid Yield



#### US Ten-Year Mid Yield



### ABOUT DATA SHEET

DataSheet is a monthly report that aggregates ten-year benchmark government bond data. All yields cited are mid-yields. Source: Tradeweb, 1 January 2015

### FIND OUT MORE

**Louise Collins**  
louise.collins@tradeweb.com  
+44 (0)20 7776.0943

**Angeliki Kallipoliti**  
angeliki.kallipoliti@tradeweb.com  
+44 (0)20 7776.0958