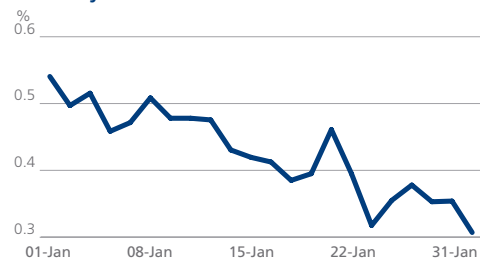


Tradeweb Government Bond Report - January 2015

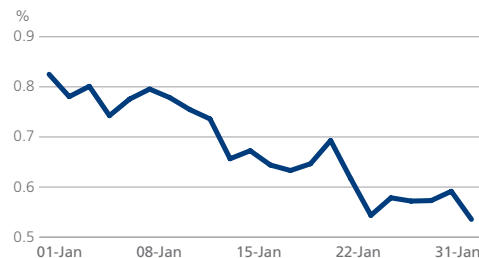
EUROPE

	Ten-Year Benchmark Government Bond Data								
	Month-end yield (%)	Change on previous month (bps)	Spread vs German Bund (bps)	Yield low - current month (%)	Yield high - current month (%)	36-month yield low (%)	36-month yield low date	36-month yield high (%)	36-month yield high date
Austria	0.39	-31.10	7.80	0.39	0.70	0.39	30/01/15	3.05	31/01/12
Belgium	0.60	-22.25	29.70	0.51	0.83	0.51	23/01/15	3.64	24/02/12
Denmark	0.34	-48.90	3.25	0.34	0.83	0.34	30/01/15	2.23	10/09/13
Finland	0.35	-30.55	4.10	0.35	0.65	0.35	30/01/15	2.46	16/03/12
France	0.54	-28.95	22.85	0.54	0.83	0.54	30/01/15	3.10	17/02/12
Germany	0.31	-23.35		0.31	0.54	0.31	30/01/15	2.06	16/03/12
Greece	11.07	163.85	1075.90	8.42	11.07	5.51	05/09/14	37.46	07/03/12
Ireland	1.13	-10.85	82.15	1.06	1.37	1.06	23/01/15	7.30	21/05/12
Italy	1.60	-27.65	129.65	1.47	1.92	1.47	26/01/15	6.54	24/07/12
Netherlands	0.37	-30.45	6.50	0.37	0.68	0.37	30/01/15	2.55	16/03/12
Portugal	2.39	-27.70	207.80	2.12	2.70	2.12	26/01/15	15.56	31/01/12
Spain	1.43	-16.25	112.55	1.35	1.73	1.35	23/01/15	7.56	24/07/12
Sweden	0.64	-28.90	33.00	0.64	0.93	0.64	30/01/15	2.73	05/09/13
United Kingdom	1.34	-41.70	102.90	1.34	1.75	1.34	30/01/15	3.07	27/12/13

Germany Ten-Year Mid Yield



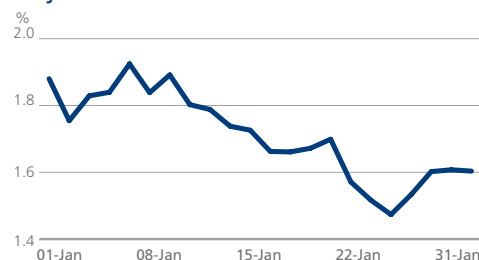
France Ten-Year Mid Yield



Spain Ten-Year Mid Yield



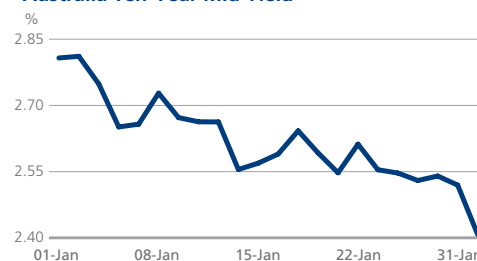
Italy Ten-Year Mid Yield



ASIA PACIFIC

	Ten-Year Benchmark Government Bond Data								
	Month-end yield (%)	Change on previous month (bps)	Spread vs German Bund (bps)	Yield low - current month (%)	Yield high - current month (%)	36-month yield low (%)	36-month yield low date	36-month yield high (%)	36-month yield high date
Australia	2.41	-39.96	210.09	2.41	2.81	2.41	30/01/15	4.32	09/01/14
Japan	0.28	-4.00	-2.55	0.20	0.32	0.20	19/01/15	1.05	15/03/12

Australia Ten-Year Mid Yield



Japan Ten-Year Mid Yield



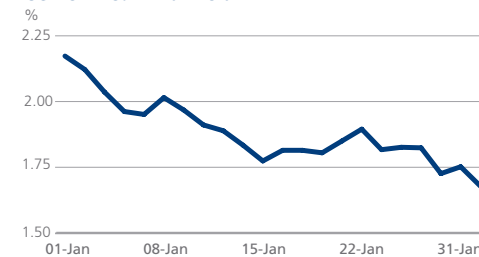
AMERICAS

	Ten-Year Benchmark Government Bond Data								
	Month-end yield (%)	Change on previous month (bps)	Spread vs German Bund (bps)	Yield low - current month (%)	Yield high - current month (%)	36-month yield low (%)	36-month yield low date	36-month yield high (%)	36-month yield high date
Canada	1.24	-54.15	93.75	1.24	1.79	1.24	30/01/15	2.81	10/09/13
United States	1.68	-49.50	137.10	1.68	2.17	1.40	24/07/12	3.01	01/01/14

Canada Ten-Year Mid Yield



US Ten-Year Mid Yield



ABOUT DATA SHEET

DataSheet is a monthly report that aggregates ten-year benchmark government bond data. All yields cited are mid-yields. Source: Tradeweb, 1 February 2015

FIND OUT MORE

Louise Collins
louise.collins@tradeweb.com
+44 (0)20 7776.0943

Angeliki Kallipoliti
angeliki.kallipoliti@tradeweb.com
+44 (0)20 7776.0958