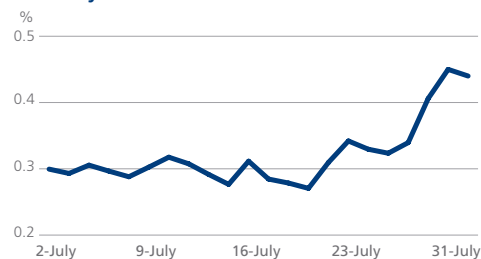


Tradeweb Government Bond Report - July 2018

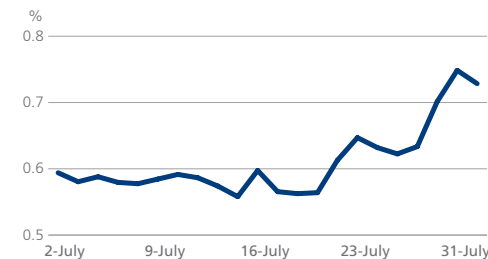
EUROPE

	Ten-Year Benchmark Government Bond Data								
	Month-end yield (%)	Change on previous month (bps)	Spread vs German Bund (bps)	Yield low - current month (%)	Yield high - current month (%)	36-month yield low (%)	36-month yield low date	36-month yield high (%)	36-month yield high date
Austria	0.60	2.75	15.85	0.52	0.61	0.04	30/06/16	1.10	01/09/15
Belgium	0.74	5.35	29.60	0.63	0.75	0.09	28/09/16	1.15	01/09/15
Denmark	0.40	8.45	-4.35	0.30	0.40	-0.06	28/09/16	1.05	16/09/15
Finland	0.53	5.50	8.70	0.42	0.55	-0.02	27/09/16	0.98	01/09/15
France	0.73	12.75	28.85	0.56	0.75	0.09	28/09/16	1.16	01/09/15
Germany	0.44	13.75		0.27	0.45	-0.18	08/07/16	0.80	01/09/15
Greece	3.94	1.05	350.10	3.81	4.00	3.63	29/01/18	11.85	31/07/15
Ireland	0.89	9.10	45.40	0.79	0.91	0.32	28/09/16	1.45	01/09/15
Italy	2.73	5.15	228.70	2.46	2.79	1.05	12/08/16	3.10	08/06/18
Netherlands	0.53	7.05	8.85	0.43	0.54	-0.04	28/09/16	1.00	01/09/15
Portugal	1.73	-4.80	129.40	1.71	1.80	1.60	02/04/18	4.22	06/02/17
Spain	1.33	1.15	89.00	1.25	1.36	0.88	30/09/16	2.14	01/09/15
Sweden	0.60	11.55	15.65	0.45	0.61	0.04	12/08/16	4.84	02/01/17
United Kingdom	1.33	5.45	89.15	1.18	1.35	0.52	12/08/16	2.06	09/11/15

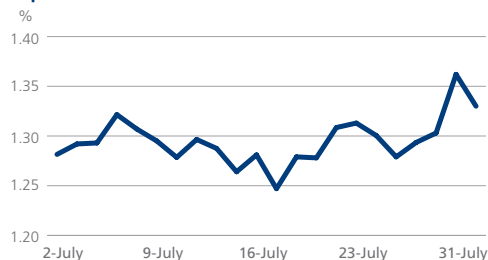
Germany Ten-Year Mid Yield



France Ten-Year Mid Yield



Spain Ten-Year Mid Yield



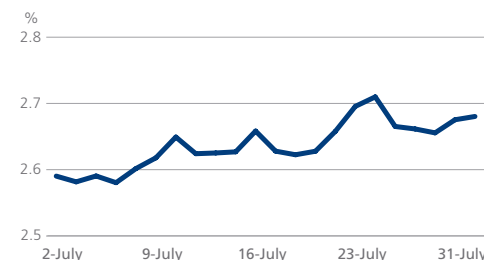
Italy Ten-Year Mid Yield



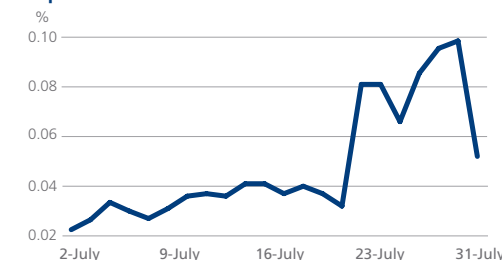
ASIA PACIFIC

	Ten-Year Benchmark Government Bond Data								
	Month-end yield (%)	Change on previous month (bps)	Spread vs German Bund (bps)	Yield low - current month (%)	Yield high - current month (%)	36-month yield low (%)	36-month yield low date	36-month yield high (%)	36-month yield high date
Australia	2.68	6.32	224.03	2.58	2.71	1.83	30/08/16	2.97	10/03/17
Japan	0.05	2.45	-38.80	0.02	0.10	-0.30	27/07/16	0.42	06/08/15

Australia Ten-Year Mid Yield



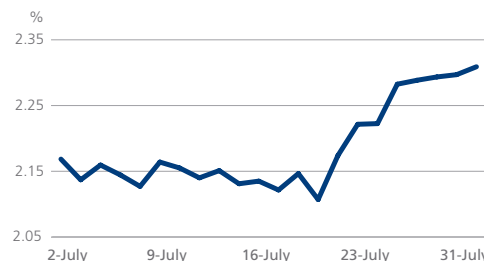
Japan Ten-Year Mid Yield



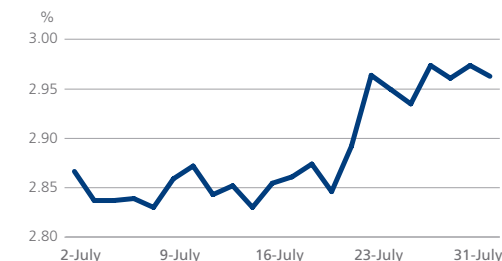
AMERICAS

	Ten-Year Benchmark Government Bond Data								
	Month-end yield (%)	Change on previous month (bps)	Spread vs German Bund (bps)	Yield low - current month (%)	Yield high - current month (%)	36-month yield low (%)	36-month yield low date	36-month yield high (%)	36-month yield high date
Canada	2.31	14.05	186.90	2.11	2.31	0.95	29/09/16	2.52	17/05/18
United States	2.96	11.30	252.30	2.83	2.97	1.36	08/07/16	3.11	17/05/18

Canada Ten-Year Mid Yield



US Ten-Year Mid Yield



ABOUT DATA POINTS

This monthly report aggregates ten-year benchmark government bond data. All yields cited are mid-yields. Source: Tradeweb, 1 August 2018

FIND OUT MORE

Susan Bennett

susan.bennett@tradeweb.com
+44 (0)20 3749.3316

Angeliki Kallipoliti

angeliki.kallipoliti@tradeweb.com
+44 (0)20 7776.0958