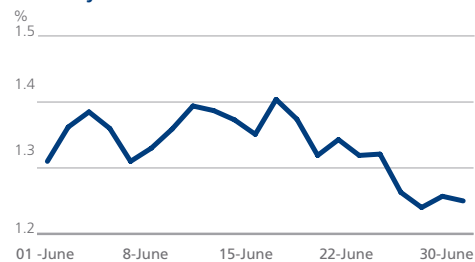


Tradeweb Government Bond Report - June 2014

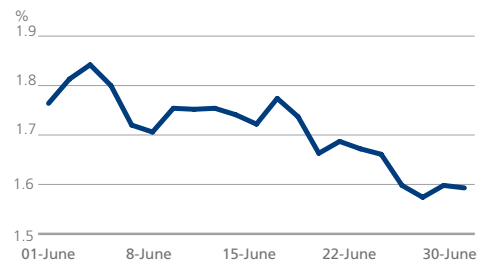
EUROPE

| | Ten-Year Benchmark Government Bond Data | | | | | | | | |
|-------------|---|--------------------------------|-----------------------------|-------------------------------|--------------------------------|------------------------|-------------------------|-------------------------|--------------------------|
| | Month-end yield (%) | Change on previous month (bps) | Spread vs German Bund (bps) | Yield low - current month (%) | Yield high - current month (%) | 36-month yield low (%) | 36-month yield low date | 36-month yield high (%) | 36-month yield high date |
| Austria | 1.56 | 1.70 | 30.90 | 1.49 | 1.73 | 1.43 | 02/05/13 | 3.82 | 25/11/11 |
| Belgium | 1.70 | -18.80 | 44.70 | 1.69 | 1.97 | 1.69 | 26/06/14 | 5.82 | 25/11/11 |
| Denmark | 1.29 | -7.10 | 4.00 | 1.27 | 1.46 | 0.94 | 20/07/12 | 3.25 | 01/07/11 |
| Finland | 1.44 | -15.45 | 19.30 | 1.44 | 1.68 | 1.32 | 02/05/13 | 3.34 | 30/06/11 |
| France | 1.59 | -16.65 | 34.30 | 1.57 | 1.84 | 1.57 | 26/06/14 | 3.71 | 24/11/11 |
| Germany | 1.25 | -5.55 | | 1.24 | 1.40 | 1.16 | 02/05/13 | 3.03 | 01/07/11 |
| Greece | 5.90 | -29.50 | 465.15 | 5.53 | 6.33 | 5.53 | 10/06/14 | 37.46 | 07/03/12 |
| Ireland | 2.35 | -25.05 | 110.10 | 2.32 | 2.63 | 2.32 | 26/06/14 | 13.84 | 18/07/11 |
| Italy | 2.74 | -22.60 | 148.55 | 2.71 | 3.01 | 2.71 | 09/06/14 | 7.25 | 25/11/11 |
| Netherlands | 1.48 | -14.35 | 23.45 | 1.48 | 1.70 | 1.33 | 02/05/13 | 3.34 | 01/07/11 |
| Portugal | 3.64 | 2.90 | 238.90 | 3.31 | 3.66 | 3.31 | 11/06/14 | 16.38 | 30/01/12 |
| Spain | 2.66 | -18.85 | 141.30 | 2.58 | 2.87 | 2.58 | 09/06/14 | 7.56 | 24/07/12 |
| Sweden | 1.71 | -9.00 | 45.60 | 1.70 | 1.87 | 1.12 | 05/06/12 | 2.92 | 05/07/11 |
| UK | 2.67 | 11.00 | 142.05 | 2.61 | 2.78 | 1.44 | 02/08/12 | 3.39 | 01/07/11 |

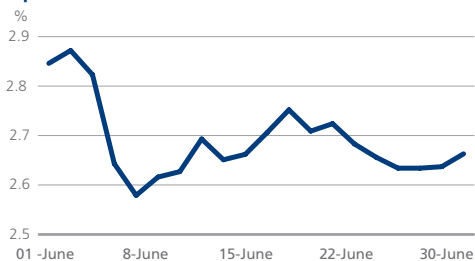
Germany Ten-Year Mid Yield



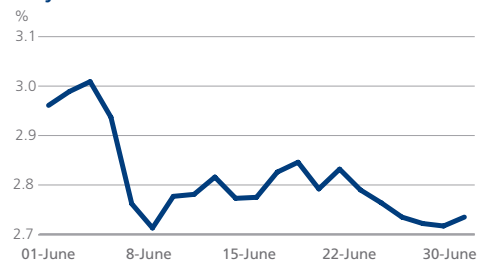
France Ten-Year Mid Yield



Spain Ten-Year Mid Yield



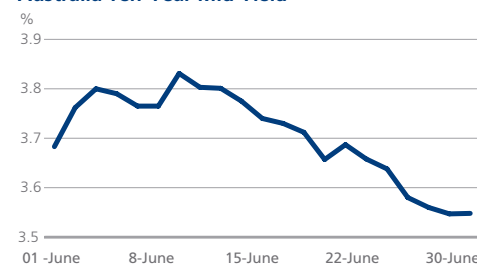
Italy Ten-Year Mid Yield



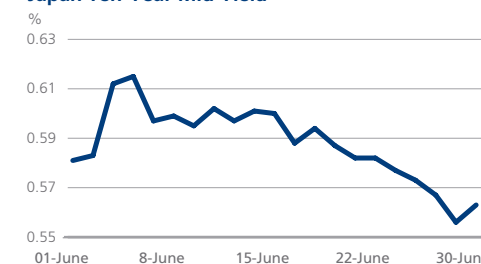
ASIA PACIFIC

| | Ten-Year Benchmark Government Bond Data | | | | | | | | |
|-----------|---|--------------------------------|-----------------------------|-------------------------------|--------------------------------|------------------------|-------------------------|-------------------------|--------------------------|
| | Month-end yield (%) | Change on previous month (bps) | Spread vs German Bund (bps) | Yield low - current month (%) | Yield high - current month (%) | 36-month yield low (%) | 36-month yield low date | 36-month yield high (%) | 36-month yield high date |
| Australia | 3.55 | -10.47 | 229.81 | 3.55 | 3.83 | 2.72 | 23/07/12 | 4.56 | 28/10/11 |
| Japan | 0.56 | -0.85 | -68.65 | 0.56 | 0.61 | 0.45 | 04/04/13 | 1.18 | 06/07/11 |

Australia Ten-Year Mid Yield



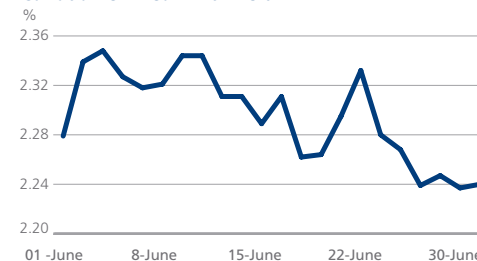
Japan Ten-Year Mid Yield



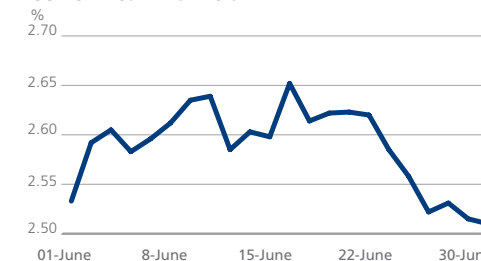
AMERICAS

| | Ten-Year Benchmark Government Bond Data | | | | | | | | |
|---------------|---|--------------------------------|-----------------------------|-------------------------------|--------------------------------|------------------------|-------------------------|-------------------------|--------------------------|
| | Month-end yield (%) | Change on previous month (bps) | Spread vs German Bund (bps) | Yield low - current month (%) | Yield high - current month (%) | 36-month yield low (%) | 36-month yield low date | 36-month yield high (%) | 36-month yield high date |
| Canada | 2.24 | -0.45 | 98.75 | 2.24 | 2.35 | 1.57 | 24/07/12 | 3.11 | 01/07/11 |
| United States | 2.52 | 5.90 | 126.55 | 2.52 | 2.65 | 1.40 | 24/07/12 | 3.20 | 04/07/11 |

Canada Ten-Year Mid Yield



US Ten-Year Mid Yield



ABOUT DATA SHEET

DataSheet is a monthly report that aggregates ten-year benchmark government bond data. All yields cited are mid-yields. Source: Tradeweb, 1 July 2014

FIND OUT MORE

Louise Collins

louise.collins@tradeweb.com
+44 (0)20 7776.0943

Angeliki Kallipoliti

angeliki.kallipoliti@tradeweb.com
+44 (0)20 7776.0958