

# Tradeweb Green Bond December 2021 Trading Highlights

## Total

## Breakout



**\$8.7bn**

Green Bond trading activity (CBI screened)



**\$6.1bn**

Cash rates led by global Government Bonds



**\$2.5bn**

Global cash credit led by European Corporate Credit

## Full Year 2021 Total Green Bond Trading

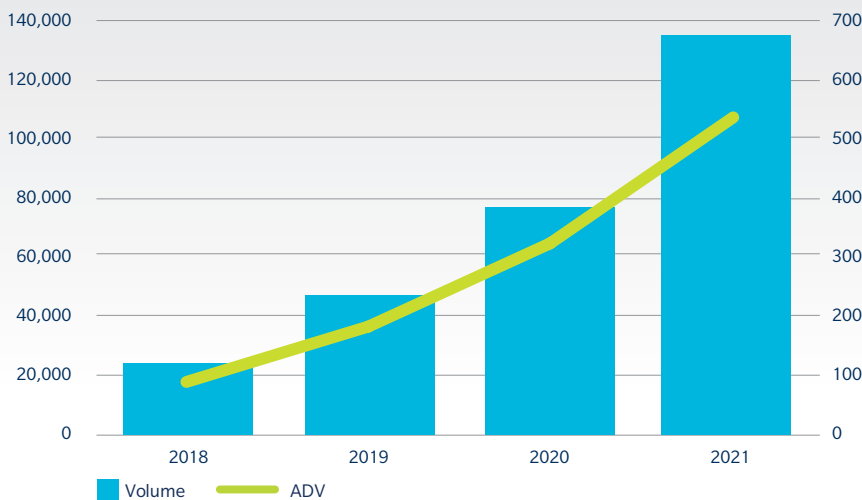
**\$135.9bn**

2021 **CBI screened** Green Bond trading volume

**\$148bn**

2021 **Total** Green Bond trading volume

## CBI Screened Green Bond Trading Volume (mm)

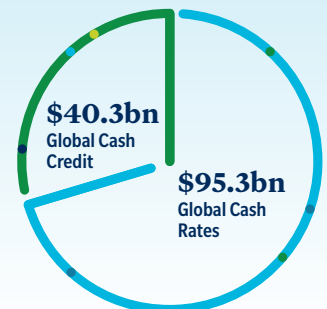


- 2021, CBI screened Green Bonds account for \$135.9bn of the total \$148bn in Green Bond trading volume executed on Tradeweb.
- 2021 average daily volume (ADV) for CBI Screened Green Bonds is \$534mn.

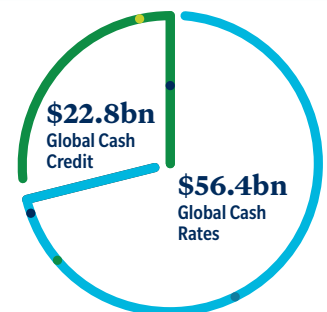
## A Look Back

### Green Bond trading volumes as compared to last year

**2021:**  
**\$135.9bn**  
executed in  
CBI screened  
Green Bonds



**2020:**  
**\$79.3bn**  
executed in  
CBI screened  
Green Bonds



CBI screened Green Bonds are aligned with [CBI definitions](#) of 'Green' as at 12.31.2021