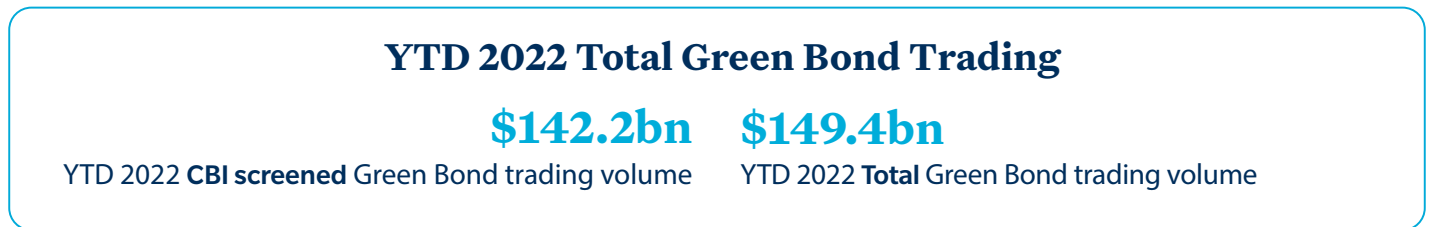
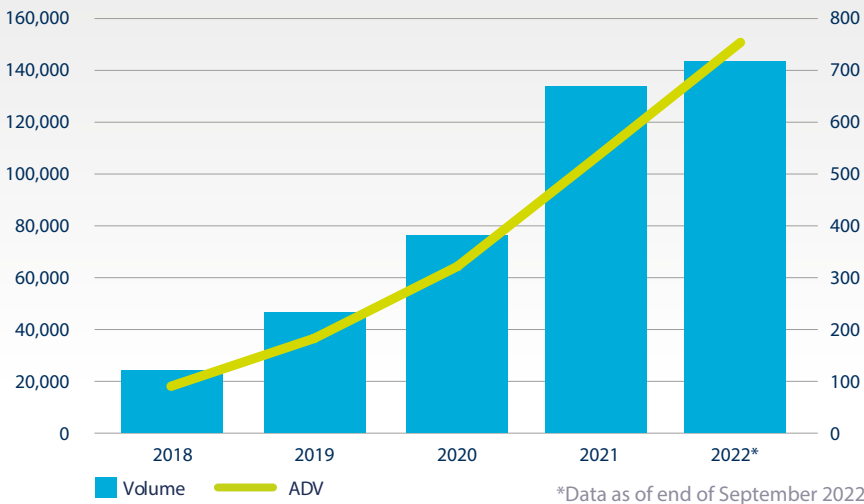


# Tradeweb Green Bond Q3 2022 Trading Highlights



## CBI Screened Green Bond Trading Volume (mm)



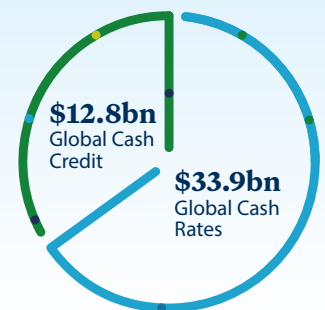
- Q3 2022, CBI screened Green Bonds account for \$46.7bn of the total \$49.8bn in Green Bond trading volume executed on Tradeweb.
- Q3 2022 average daily volume (ADV) for CBI Screened Green Bonds is \$721mn.
- Volumes as of end of Q3 have surpassed all of 2021 volumes.

CBI screened Green Bonds are aligned with CBI definitions of 'Green' as at 09 .30.2022

## A Look Back

### Green Bond trading volumes as compared to last year

**Q3 2022:**  
**\$46.7bn**  
executed in  
CBI screened  
Green Bonds



**Q3 2021:**  
**\$34.8bn**  
executed in  
CBI screened  
Green Bonds

