

Tradeweb Green Bond Q3 2024 Trading Highlights

Total

Breakout



\$107.1bn
Green Bond trading
activity (CBI screened)



\$64.4bn
Cash rates led by
global Government
Bonds

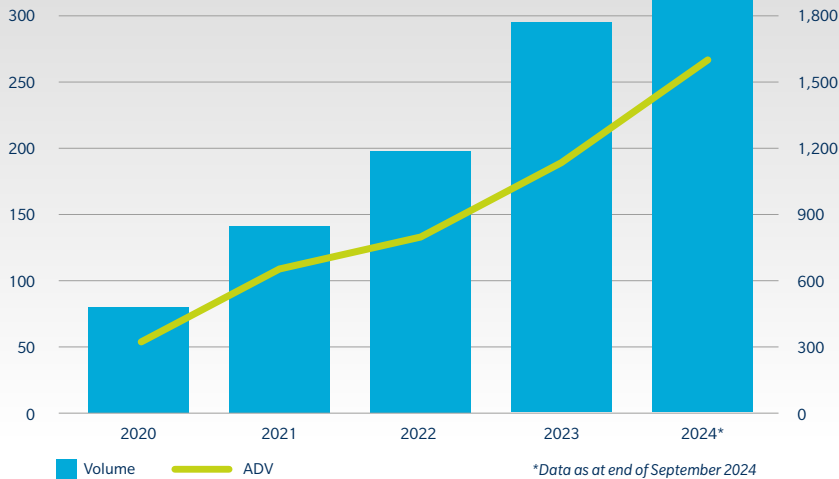


\$25.1bn
Global cash credit
led by European
Corporate Credit

Full Year 2024 Total Green Bond Trading

\$312.4bn 2024 **CBI screened** Green Bond trading volume **\$327.6bn** 2024 **Total** Green Bond trading volume

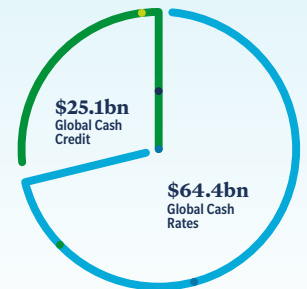
CBI Screened Green Bond Trading Volume (mm)



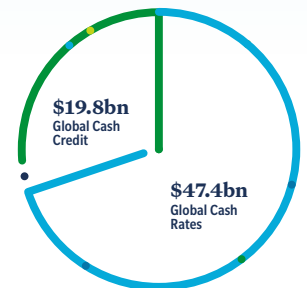
A Look Back

Green Bond trading stats as compared to last year

Q3 2024:
\$107.1bn
executive in
CBI screened
Green Bonds



Q3 2023:
\$67.3bn
executive in
CBI screened
Green Bonds



- Q3 2024, CBI screened Green Bonds account for \$107.1bn of the total.
- \$112.3bn in Green Bond trading volume executed on Tradeweb.
- Q3 2024 average daily volume (ADV) for CBI Screened Green Bonds is \$1.6bn.

Current and historical Green Bond Volumes presented above are calculated using CBI screened Green Bond alignment based on CBI definition of 'Green' as of 09.30.2024