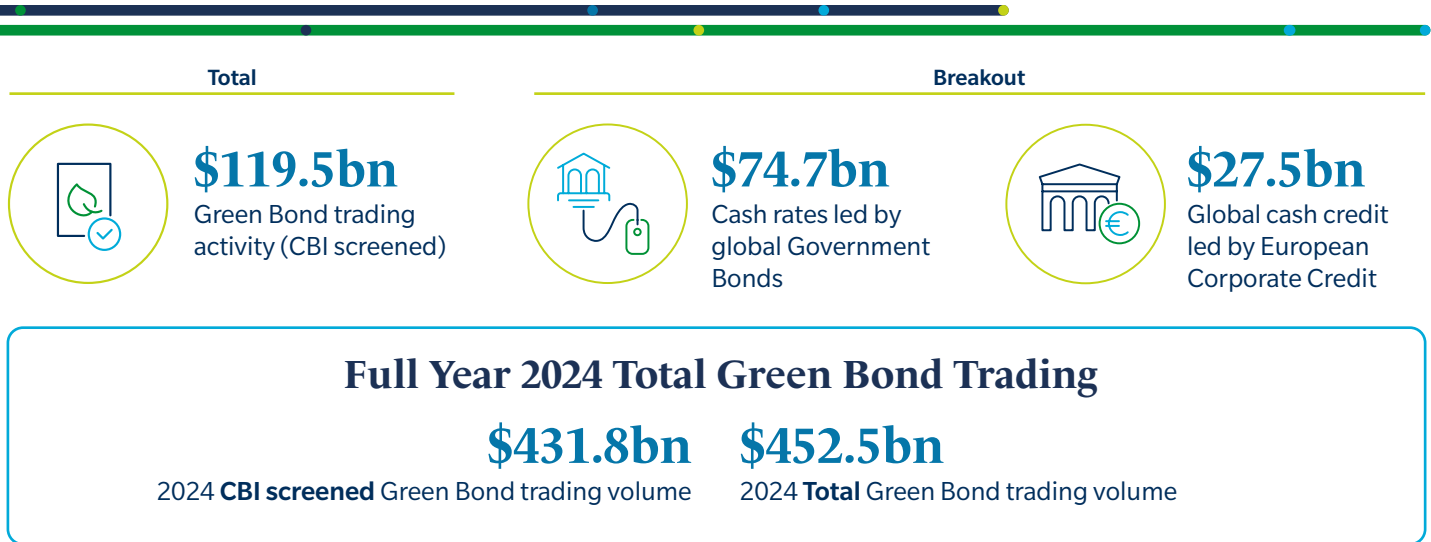
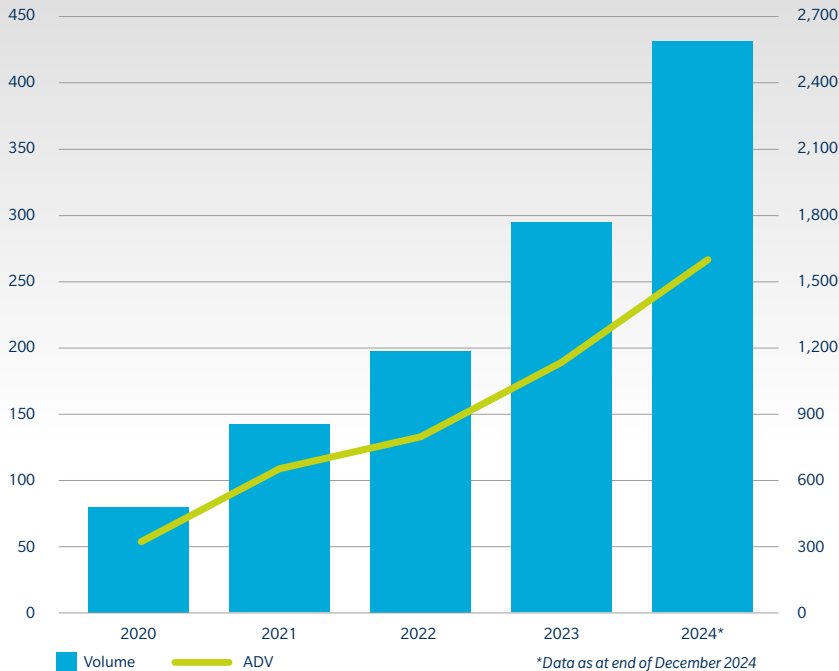


Tradeweb Green Bond Q4 2024 Trading Highlights



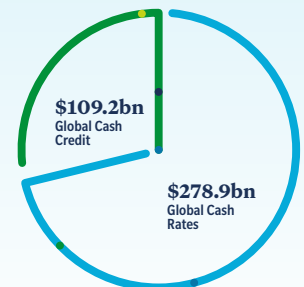
CBI Screened Green Bond Trading Volume (mm)



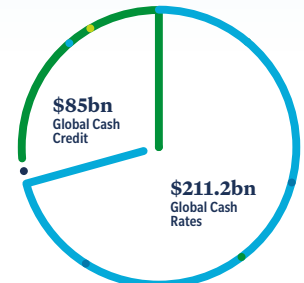
A Look Back

Green Bond trading stats as compared to last year

2024:
\$431.8bn
executive in
CBI screened
Green Bonds



2023:
\$296.8bn
executive in
CBI screened
Green Bonds



- 2024, CBI screened Green Bonds account for \$431.8bn of the total.
- \$452.5bn in Green Bond trading volume executed on Tradeweb.
- 2024 average daily volume (ADV) for CBI Screened Green Bonds is \$1.7bn.

Current and historical Green Bond Volumes presented above are calculated using CBI screened Green Bond alignment based on CBI definition of 'Green' as of 12.31.2024