

Tradeweb Green Bond Q4 2022 Trading Highlights

Total

Breakout



\$54.2bn

Green Bond trading activity (CBI screened)



\$40.3bn

Cash rates led by global Government Bonds



\$13.8bn

Global cash credit led by European Corporate Credit

Full Year 2022 Total Green Bond Trading

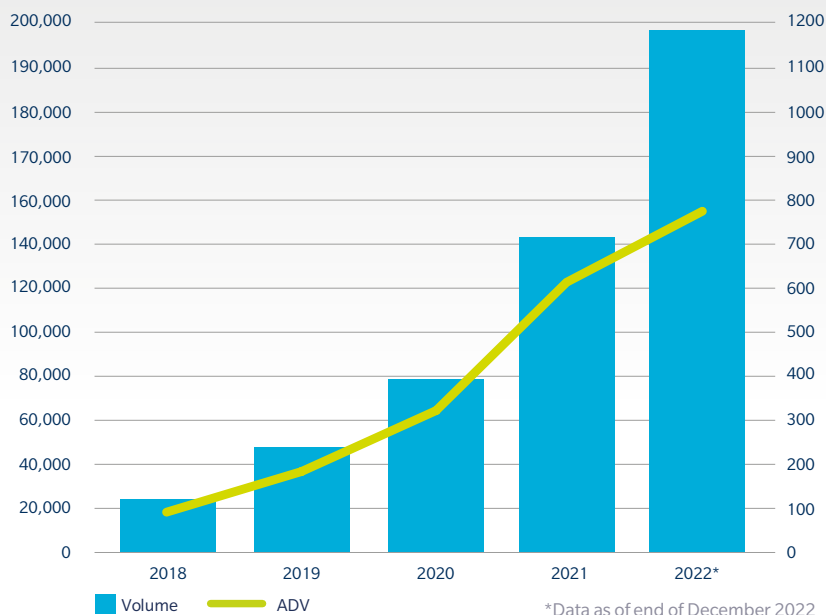
\$198.4bn

2022 **CBI screened** Green Bond trading volume

\$207.6bn

2022 **Total** Green Bond trading volume

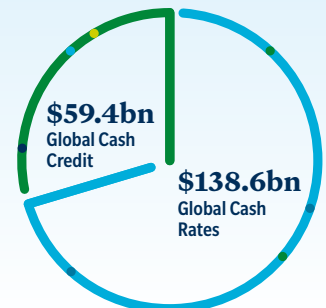
CBI Screened Green Bond Trading Volume (mm)



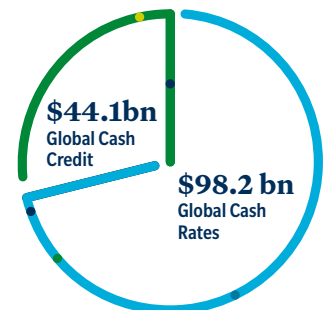
A Look Back

Green Bond trading volumes as compared to last year

2022:
\$198.4bn
executed in
CBI screened
Green Bonds



2021:
\$142.6bn
executed in
CBI screened
Green Bonds



- 2022, CBI screened Green Bonds account for \$198.4bn of the total \$207.6bn in Green Bond trading volume executed on Tradeweb.
- 2022 average daily volume (ADV) for CBI Screened Green Bonds is \$789mn.

Current and historical Green Bond Volumes presented above are calculated using CBI screened Green Bond alignment based on CBI definition of 'Green' as of 12.31.2022