

Tradeweb Green Bond Q4 2023 Trading Highlights

Total

Breakout



\$76.8bn

Green Bond trading activity (CBI screened)



\$53.1bn

Cash rates led by global Government Bonds



\$23.6bn

Global cash credit led by European Corporate Credit

Full Year 2023 Total Green Bond Trading

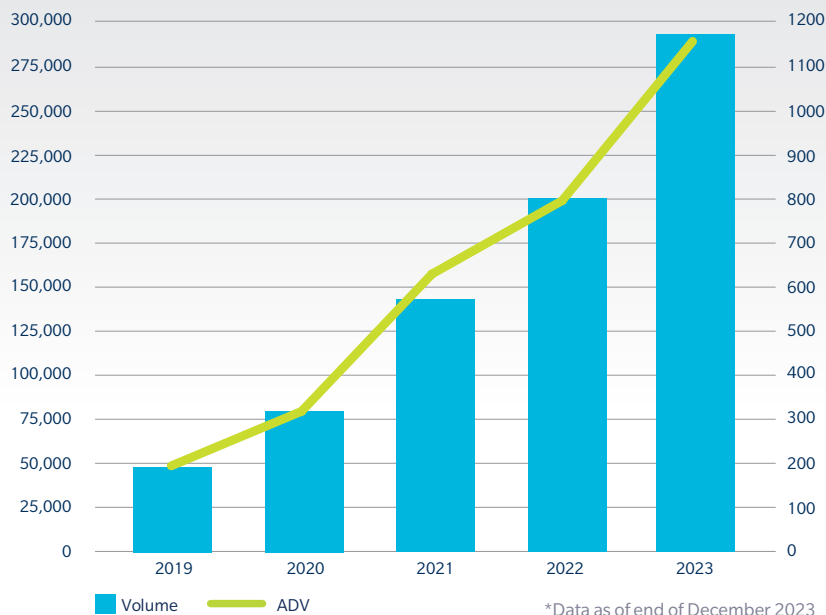
\$292bn

2023 **CBI screened** Green Bond trading volume

\$306.6bn

2023 **Total** Green Bond trading volume

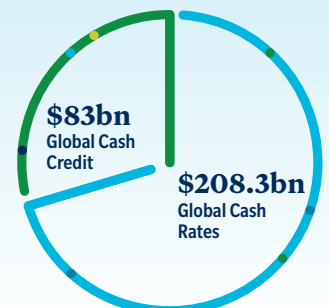
CBI Screened Green Bond Trading Volume (mm)



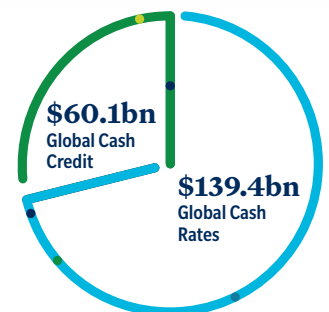
A Look Back

Green Bond trading volumes as compared to last year

2023:
\$292bn
executed in
CBI screened
Green Bonds



2022:
\$199.7bn
executed in
CBI screened
Green Bonds



- 2023, CBI screened Green Bonds account for \$292bn of the total \$306.6bn in Green Bond trading volume executed on Tradeweb.
- 2023 average daily volume (ADV) for CBI Screened Green Bonds is \$1.2bn.

Current and historical Green Bond Volumes presented above are calculated using CBI screened Green Bond alignment based on CBI definition of 'Green' as of 12.31.2023